

Upload Guide

● Select “Seller Login” at <https://www.supermaxmotors.club/sellers/>

● Enter SellerID and Password select “Submit”.

Online Auctions Register to Bid Bidder Profile Sellers

Both a seller and password must be entered.

SellerID: Password:

● Select “New”.

Online Auctions Register to Bid Bidder Profile Sellers

Inventory loader for seller: SUPERMAX2 - workspace: mcoach

Item: Keyword: Search

● Enter vehicle information and select “Add Item”.

Online Auctions Register to Bid Bidder Profile Sellers

Inventory loader for seller: SUPERMAX2 - workspace: mcoach

Item: Keyword: Search

Item:	<input type="text"/>
Category:	<input type="text"/> (optional)
Description:	<input type="text"/>
Additional Information: (optional)	<input type="text"/>
Quantity:	<input type="text"/> (optional)

1. Leave all (optional) fields blank.
2. Enter an assigned vehicle **item number**, unassigned numbers will delete the entry.
3. Describe your vehicle in the **Description** box. Recommended format is:

2XXX Make PJ4500 XXXK Miles Engine Transmission XX Seats Feature1 Feature2 Feature3 VIN XXXXXXXXXXXXXXXXXXXX
Benefit1 Benefit2 Benefit3 Benefit4 WARRANTY or AS-IS or NON-RUNNING

- Add up to 20 Photos. Select “Add Item

[Online Auctions](#) [Register to Bid](#) [Bidder Profile](#) [Sellers](#)

Inventory loader for seller: SUPERMAX2 - workspace: mcoach

Item: Keyword:

Item 999 added.

Item:	999
Category:	COOLSVILLE (optional)
Description:	2008 MCI J4500 588K Miles Detroit Allison 56 Seats Video VIN 2M93JMHA48W064556 New Interior New Front Cap New White Paint Aluminum Wheels DOT Ready.
Additional Information: (optional)	All descriptions are by the Seller NOT SuperMax Motors LLC. Not Responsible for Errors or Omissions. BIDDERS MUST RELY SOLELY ON THEIR OWN INSPECTION CONDUCTED AT THE SCHEDULED INSPECTION TIME AND PLACE.
Quantity:	1 (optional)

999.JPG:	<input type="button" value="Choose File"/> No file chosen	Upload Image(s)
999A.JPG:	<input type="button" value="Choose File"/> No file chosen	
999B.JPG:	<input type="button" value="Choose File"/> No file chosen	
999C.JPG:	<input type="button" value="Choose File"/> No file chosen	
999D.JPG:	<input type="button" value="Choose File"/> No file chosen	

[Upload Image\(s\)](#)

Firefox is the recommended browser to use for uploading images. You can drag your images directly into the 'Browse...' boxes.






ALL PHOTOS MUST BE IN .JPG FORMAT.

Select “Choose File” and attach photo.

Select “Upload Images” in groups of 5 to a total of 20.

Select “Update Item” to save or refresh.

Quantity: (optional)

				
delete make primary left rotate right	delete make primary left rotate right	delete make primary left rotate right	delete make primary left rotate right	delete make primary left rotate right
TESTE.JPG:	<input type="button" value="Choose File"/> 4.jpg	Upload Image(s)		
TESTF.JPG:	<input type="button" value="Choose File"/> 5.jpg			
TESTG.JPG:	<input type="button" value="Choose File"/> 8.jpg			
TESTH.JPG:	<input type="button" value="Choose File"/> No file chosen			
TESTI.JPG:	<input type="button" value="Choose File"/> No file chosen			

- Select “All” at top of the page to review all listings.